



































Model No	Description	Description
Electrical Equipment		Service Equipment
EL1		SE1 
EL2		SE14 - SE16 
EL3		SE22 
EL4		
EL5		
EL6		
EL7		
EL8		
EL9		
EL10		
EL11		
EL12		
EL13		
EL14		
EL15		
EL16		
EL17		
EL18		
EL19		
EL20		
EL21		
EL22		
EL23		
EL24		
EL25		
EL26		
EL27		
		Furniture Equipment
		FE15 
		FE18 
		FE19 
		FE20 

nomad Modular Building Pty Ltd can meet and deliver all phases of your project from the moment of conception through to design, manufacture, delivery and installation.

Designs are subject to change and may vary between timber and steel construction.

Date: **June 2006**